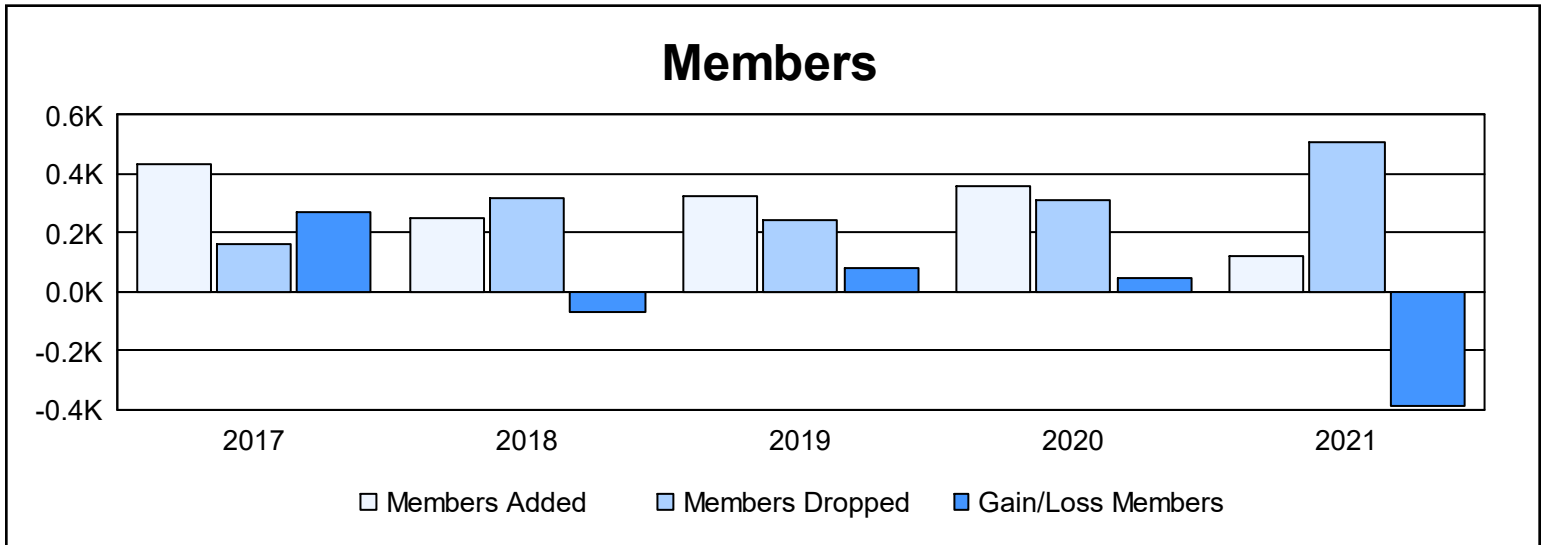
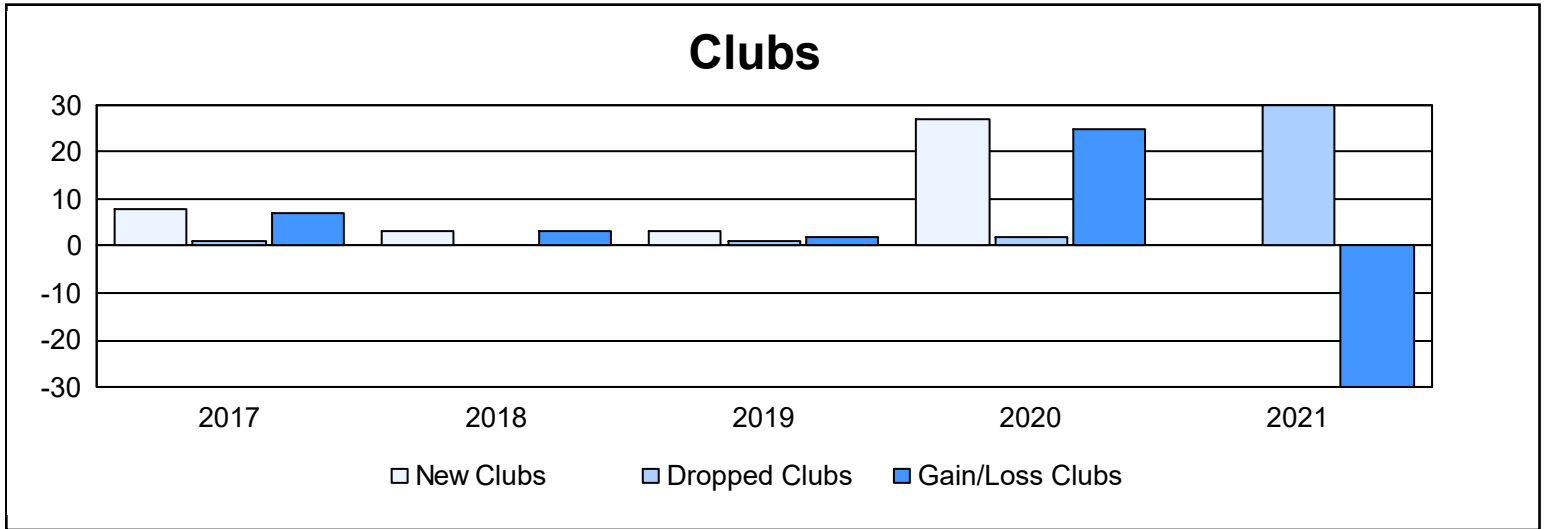
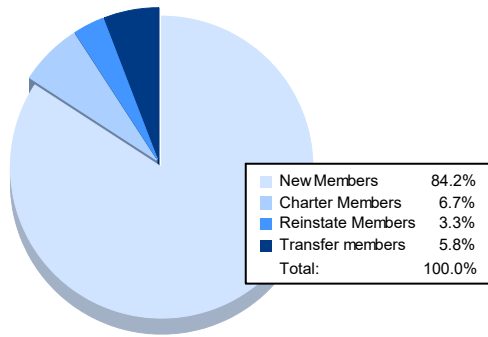


Year	New Clubs	Dropped Clubs	Gain/Loss Clubs	New Members	Charter Members	Reinstate Members	Transfer Members	Total Member Added	Total Members Dropped	Gain/Loss Members
2016-2017	8	1	7	241	184	4	3	432	159	273
2017-2018	3	0	3	155	75	12	5	247	316	-69
2018-2019	3	1	2	249	71	4	3	327	245	82
2019-2020	27	2	25	118	233	10	0	361	311	50
2020-2021	0	30	-30	101	8	4	7	120	506	-386
<b>Average</b>	<b>8</b>	<b>7</b>	<b>1</b>	<b>173</b>	<b>114</b>	<b>7</b>	<b>4</b>	<b>297</b>	<b>307</b>	<b>-10</b>



### Membership Composition June 2021 Cumulative



### Gender Composition June 2021 Cumulative

